

ACADEMIC STRATEGIES COMMITTEE

Student Life and Success Briefing

Focus:

Health and Wellbeing

Academic Integrity/Student Conduct

Dan Larson, Vice Provost for Student Affairs

Kevin Dougherty, Senior Associate Vice Provost for Student Affairs & Dean of Students

Ian Kellems, Executive Director - CAPS



Oregon State
University

Health and Wellbeing

Supporting student mental health and wellbeing

1. Landscape Overview
2. Approach at OSU – Stepped Care
3. New Initiatives and Evidence of Impact
 - AnytimeAnywhere
 - Program Coordinators
 - Imbedded Counselors in Colleges
 - OSU Assist
4. Fundraising Campaign

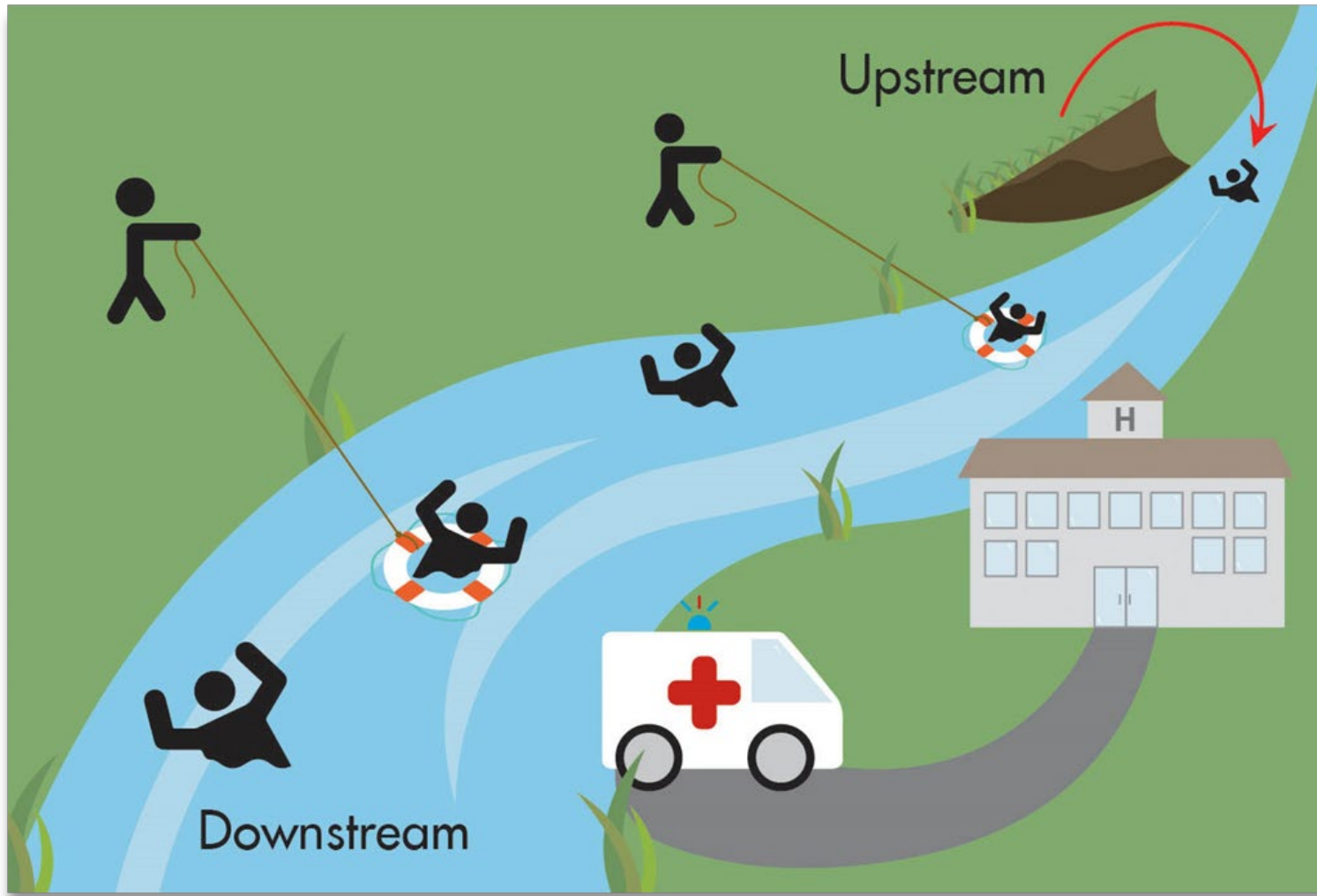
Health and Wellbeing

Landscape Overview

- According to the OSU 2023 Healthy Minds Study (HMS), 32% of our students reported that they often feel isolated from others and 32% of students strongly agreed that in the past year they needed help for their emotional or mental health problems or challenges.
- In 2022, 81% of OSU students reported moderate or serious psychological distress.

Health and Wellbeing

OSU's Both/And Approach to Supporting Student Mental Health



Health and Wellbeing

Anytime, Anywhere

- 24/7/365 access to counselors, through an app or desktop computer
- Texting, phone call, or video
- Support available in five different languages
- In-the-moment or scheduled in advance
- Available to all OSU students (Corvallis, OSU-Cascades and Ecampus) no matter where they are located.
- Utilization steadily increasing


TEXT | TALK | VIDEO CHAT | NO ADDITIONAL COST TO YOU
24 HOURS DAY | 7 DAYS A WEEK | MULTIPLE LANGUAGES AVAILABLE

24/7
365


Anytime where

MySSP @ OSU

You are not alone.
Talk it through with someone who
shares your experience
and understands.





Scan here
or visit:
beav.es/anytimeanywhere



STEP INTO YOUR BRAVE SPACE

Brought to you by CAPS in partnership with MySSP. This publication will be made available in an accessible alternative format upon request. Contact Counseling @ Psychological Services at 541-737-2131 or email bonnie.hemrick@oregonstate.edu

 Oregon State University  MySSP

Health and Wellbeing

Population-Specific CAPS Coordinators

- Attending to the unique mental health needs of specific marginalized student populations. Focused on fostering a sense of belonging
- Currently: two Coordinators of Mental Health and Wellness (MHW) for Black/African-American students (Ireti Debato-Cancel & Chanale Propst) and one coordinator of MHW for Indigenous students (Amanda Poe)
- Starting fall term: two Coordinators of MHW for LGBTQ+ students and one Coordinators of MHW for Veterans and Military-connected students.



Health and Wellbeing

Embedded CAPS Counselors

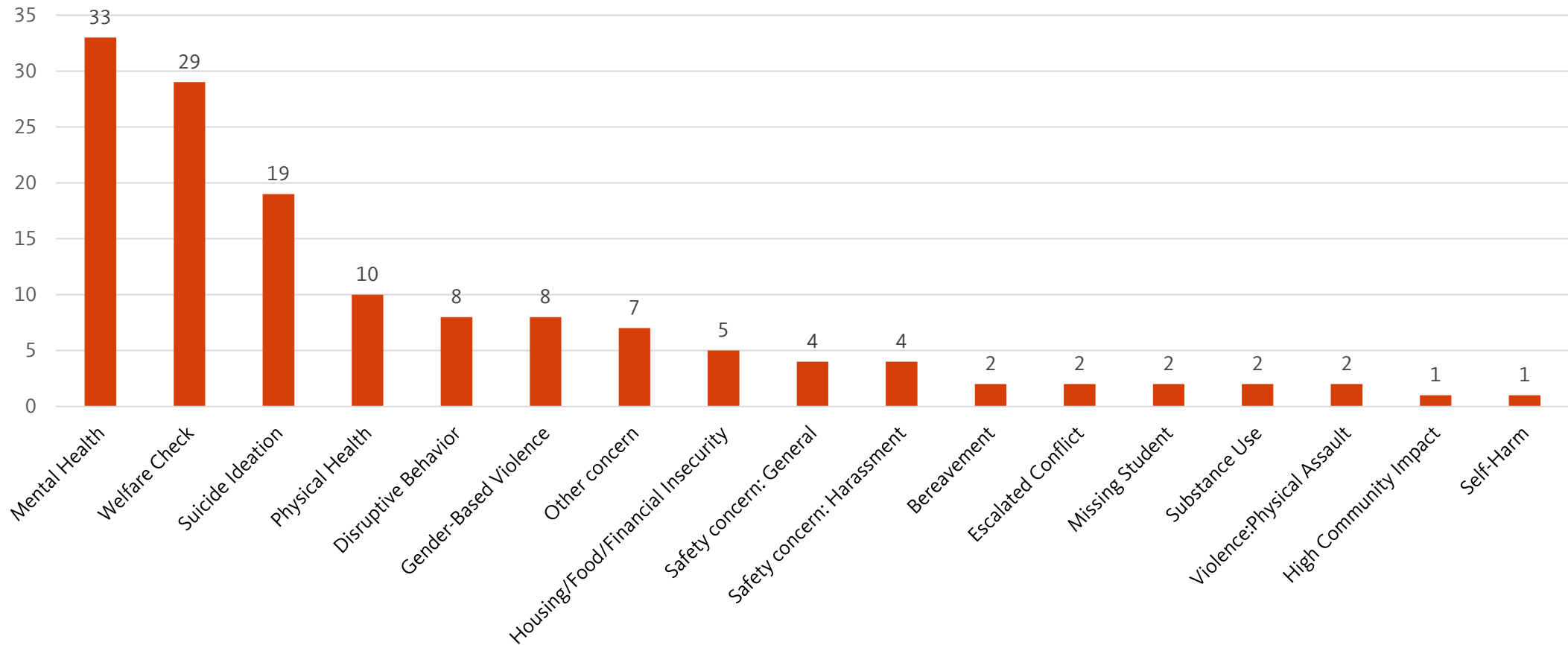


- CAPS has counselors embedded across campus including in:
 - College of Veterinary Medicine
 - Athletic Department
 - College of Engineering *

Health and Wellbeing

OSU Assist

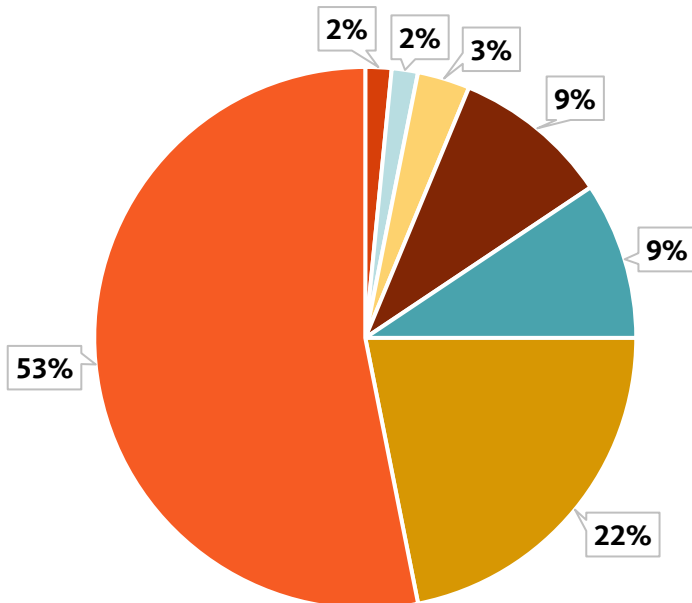
Top Issues or Concerns for Response



Health and Wellbeing

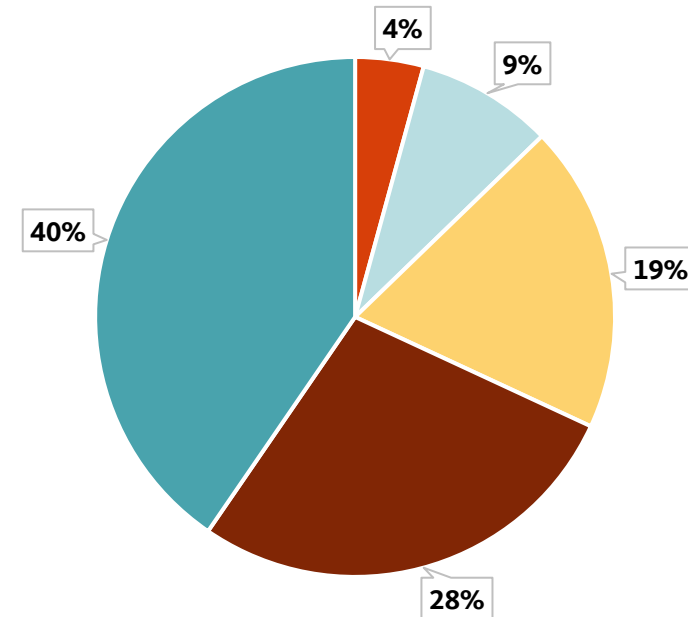
OSU Assist

Student Class Demographics



■ Graduate ■ Non-Degree / Credential ■ INTO OSU GE/AE/Pathways ■ Junior ■ Senior ■ Sophomore ■ Freshman

Student Race Demographics



■ Black or African American ■ Multi-Racial ■ Asian ■ Hispanic ■ White

Health and Wellbeing

Mental Health Awareness Month Initiative

Internal Goals:

- Dollars: \$75-100K
- Donors: 250-500 donors

Fundraising Campaign

- **Beavers Belong Support Network:** a new peer support program that would provide supportive space for peers.
- **Faculty and Staff Trainings on Mental Health: ASIST Training** - A two-day, two-trainer, workshop designed for members of all caregiving groups.
- **Mental Health First Aid:** Mental Health First Aid helps you assist someone experiencing a mental health or substance use-related crisis.
- **Well-Being in the Academic Environment:** this initiative will focus on how we can embed practices that support and encourage well-being into spaces where students are already regularly engaging – in the classroom.

Academic Integrity/Student Conduct

Community Standards – Behavioral Conduct

2022 – 2023 Conduct Case Count Breakdown by Month		
Month	Individual Cases	Group Cases
July	5	0
August	13	0
September	33	0
October	83	3
November	50	1
December	26	0
January	21	0
February	28	1
March	21	1
April	32	3
May	12	0
Total (All Roles)	324	9
Total Cases (Only Alleged/Respondent)	254	9

Academic Integrity/Student Conduct

Community Standards – Behavioral Conduct

Alleged/Respondent by Classification	
Class	Case Number
Doctoral	2
Master's	3
Post-Bacc	1
Senior	52
Junior	44
Sophomore	46
Freshman	63
None Indicated	43

Charge Frequency (Top 6)	
Specific Charge	Charges
14. Theft	38
05a. Disruptive or Disorderly Conduct - Unreasonable Noise	37
05b. Disruptive or Disorderly Conduct - Disturbance of the Public Peace	33
02a. Alcohol - Use Possession or Procurement	31
06. Harm or Endangerment to Persons	30
02c. Alcohol - Driving Under the Influence	26

Academic Integrity/Student Conduct

Community Standards – Behavioral Conduct

Recidivism Rate Irrespective of Case Findings	
Number of Cases	Number of Individuals
One	189
Two	14
Three	0
Four	0

Recidivism Rate with Findings of “Responsible”	
Number of Cases	Number of Individuals
One	124
Two	5
Three	0
Four	0

Academic Integrity/Student Conduct

Academic Integrity

College	Case Numbers
Academic Learning Services	1
Agricultural Science	64
Business	24
Earth, Ocean, and Atmospheric Science	2
Engineering	342
Forestry	6
Liberal Arts	49
Pharmacy	1
Public Health & Human Sciences	25
Science	27
INTO	28
Total	569

Academic Integrity/Student Conduct

Academic Integrity

Charge Frequency	
Specific Charge	Number of Charges
01b. Academic Misconduct - Plagiarism	458
01a. Academic Misconduct - Cheating	178
01d. Academic Misconduct - Assisting	45
01c. Academic Misconduct - Falsification	23
01f. Academic Misconduct - Multiple submissions of work	7
01g. Academic Misconduct - Unauthorized recording and use	2
01e. Academic Misconduct - Tampering	1

Academic Integrity/Student Conduct

Academic Integrity

Recidivism Rate Irrespective of Case Findings	
Number of Cases	Number of Individuals
One	460
Two	46
Three	4
Four	1

Recidivism Rate with Findings of “Responsible”	
Number of Cases	Number of Individuals
One	365
Two	39
Three	4
Four	1

QUESTIONS?