

# PRELIMINARY FY27 TUITION AND FEES SCENARIOS AND E&G BUDGET PLANNING

Finance and Administration Committee  
January 16, 2026



**Oregon State**  
University

# Item 4c: Preliminary FY27 Tuition and Fees Scenarios and Education & General Budget Planning

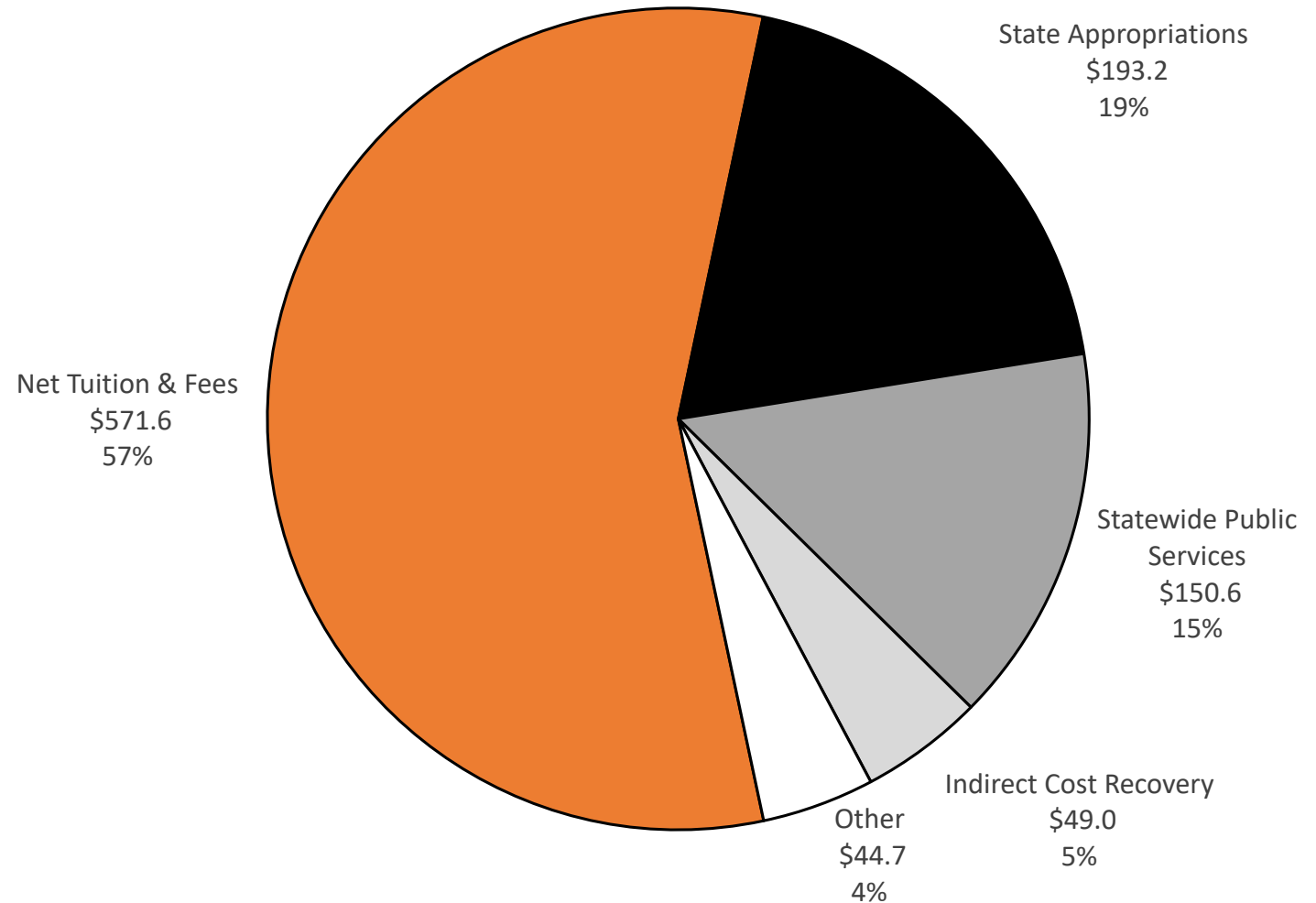
- Discussion item now, action item in spring
  - Annual tuition and fee setting by BOT; today's intention is to frame potential options and impacts prior to decisions in March
- Agenda:
  - Background on tuition setting
  - Fee changes for FY27
  - Comparative data
  - Potential rate increase scenarios
  - Student-level impacts
  - Budget context for FY27

# Background

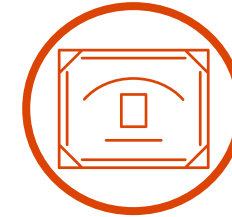
- OSU Board of Trustees has authority to set tuition and enrollment fee rates for the university
- Annual process involves
  - Internal shared governance process through the University Budget Committee (UBC)
  - Tuition forums for student engagement
  - Financial analysis and option development
  - President's recommendation to the board
  - Spring action item for board decision

# Education & General Budget \$1.01 billion

### E&G Budgeted Revenue by Source, FY 2026 (\$millions)



# General OSU Practices



- 2% - 5% tuition increases
- Tuition for continuing students increases at estimated rate of inflation (4.85% last year)
- Tuition for students matriculating in next academic year would increase at a slightly greater rate than continuing students (5.35% last year)
- Differential tuition charges would increase at continuing student rate

- Monitor rates for incoming students to ensure appropriate and competitive
- Graduate and professional tuition charged on program-by-program basis
- Ecampus tuition is market driven
- Summer tuition has one rate set at resident rate for all incoming students

# OSU FY26 Tuition and Fee Structure

Tuition Rates	Fees
Continuing resident UG, Corvallis & OSU-Cascades	Matriculation
Continuing nonresident UG, Corvallis & OSU-Cascades	Building Loan/Debt – Corvallis
New resident UG, Corvallis & OSU-Cascades	Building Loan/Debt – OSU-Cascades
New non-resident UG, Corvallis & OSU-Cascades	Student Health Services – Corvallis
Resident graduate	Student Health Services – OSU-Cascades
Non-resident graduate	Counseling & Psych Services - Corvallis
Continuing and new Ecampus UG	
Continuing and new Ecampus Graduate	
Professional tuition (VetMed, Pharm, DPT)	
Differential tuition UG	
Differential tuition graduate	
Summer	

# Fee changes for FY27

- University task force established definition of “incidental” for purposes of incidental fees
- Incidental fees under purview of campus student governments (ASOSU, ASCC)
- Mandatory fees reviewed by University Budget Committee (UBC)
- FY27 reflects shift of a subset of previously incidental fees to mandatory (categorized as Student Services Fee)
  - Memorial Union
  - Recreational Sports
  - Family Resource Center
  - Student Experiences & Engagement
  - Student Facilities Improvement

# Fee changes for FY27

Potential new mandatory fees under consideration by UBC:

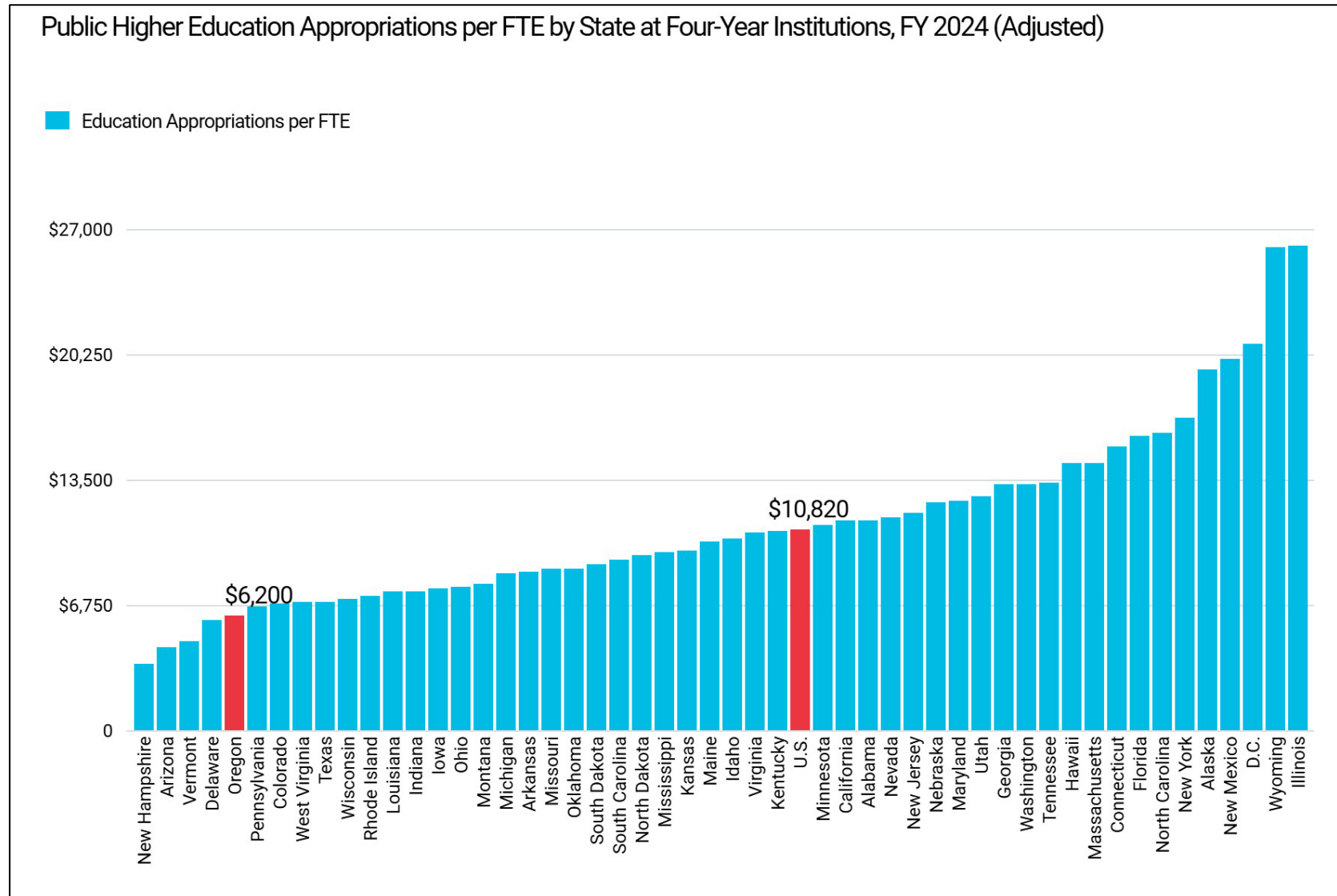
- *Athletics Excellence Fee*: Proposal to direct resources to Intercollegiate Athletics in line with structure of most member schools of the revamped Pac-12
- *Distance Education Fee*: Reestablish a fee charged per credit for Ecampus courses, proposed to direct resources to Division of Educational Ventures as well as collegiate program start-up costs
- If recommended, could be part of tuition and fee proposal for board consideration in March

# Tuition Comparisons - Undergraduate

**Comparison of OSU Undergraduate Tuition and Fees to Strategic Peers and Other Major Land Grant Universities**  
**Rates are reported for 2025-26, some campuses may be subject to change**  
 All calculated at 15-credit hour load

		Annual Tuition			Annual Tuition and Fees		
		Resident	Non-resident		Resident	Non-resident	Per term fees*
<b>Strategic Plan Peers</b>							
	<b>Oregon State</b>	<b>12,675</b>	<b>37,860</b>	<b>Q</b>	<b>15,252</b>	<b>40,437</b>	<b>859</b>
Strategic Plan Peers Tier 1	Ohio State University	12,545	41,327	S	13,641	42,423	548
	Penn State University	20,468	42,860	S	21,084	43,476	308
	Purdue University	9,718	28,520	S	10,502	29,304	392
	UC at Davis	13,602	51,204	Q	17,346	54,948	1,248
	University of Florida	4,477	28,982	S	6,381	30,886	952
	University of Illinois	12,992	33,344	S	19,716	40,068	3,362
	University of Wisconsin	10,506	42,531	S	12,166	44,191	830
Strategic Plan Peers, Tier 2	Colorado State University	10,520	25,791	S	12,910	28,181	1,195
	Iowa State University	9,530	28,578	S	11,091	30,139	780
	NC State University	6,535	31,500	S	9,028	33,993	1,246
	UC at Riverside	13,602	51,204	Q	16,113	53,715	837
	University of Tennessee	11,560	18,198	S	13,876	20,514	1,158
	Washington State University	12,298	29,404	S	13,886	30,992	794

# Tuition Comparisons – Public Appropriations



# \*Tuition Comparisons – Graduate

## Comparison of OSU Graduate Tuition and Fees to Strategic Peers and Other Major Land Grant Universities

Rates are reported for 2025-26, some campuses may be subject to change

All calculated at 12-credit hour load

		Annual Tuition			Annual Tuition and Fees		Per term fees
		Resident	Non-resident		Resident	Non-resident	
<b>Strategic Plan Peers</b>							
	<b>Oregon State</b>	<b>13,986</b>	<b>32,508</b>	<b>Q</b>	<b>16,563</b>	<b>35,085</b>	<b>859</b>
Strategic Plan Peers Tier 1	Ohio State University	13,947	43,939	S	15,043	45,035	548
	Penn State University	25,966	46,796	S	26,582	47,412	308
	Purdue University	9,718	28,520	S	10,502	29,304	392
	UC at Davis	13,140	28,242	Q	16,884	31,986	1,248
	University of Florida	12,740	31,872	S	14,644	33,776	952
	University of Illinois	14,052	30,356	S	20,776	37,080	3,362
	University of Wisconsin	12,388	25,714	S	14,047	27,374	830
					-	-	
Strategic Plan Peers, Tier 2	Colorado State University	11,839	25,791	S	14,229	28,181	1,195
	Iowa State University	9,530	29,028	S	11,091	30,589	780
	NC State University	10,230	31,528	S	12,723	34,021	1,246
	UC at Riverside	13,140	28,242	Q	15,651	30,753	837
	University of Tennessee	11,468	18,188	S	14,730	21,450	1,631
	Washington State University	13,084	28,586	S	14,668	30,170	792

*\*The chart above was corrected after publication.*

# Tuition Comparisons – Oregon Publics

**Comparison of OSU Undergraduate Tuition and Fees to other Oregon Universities**

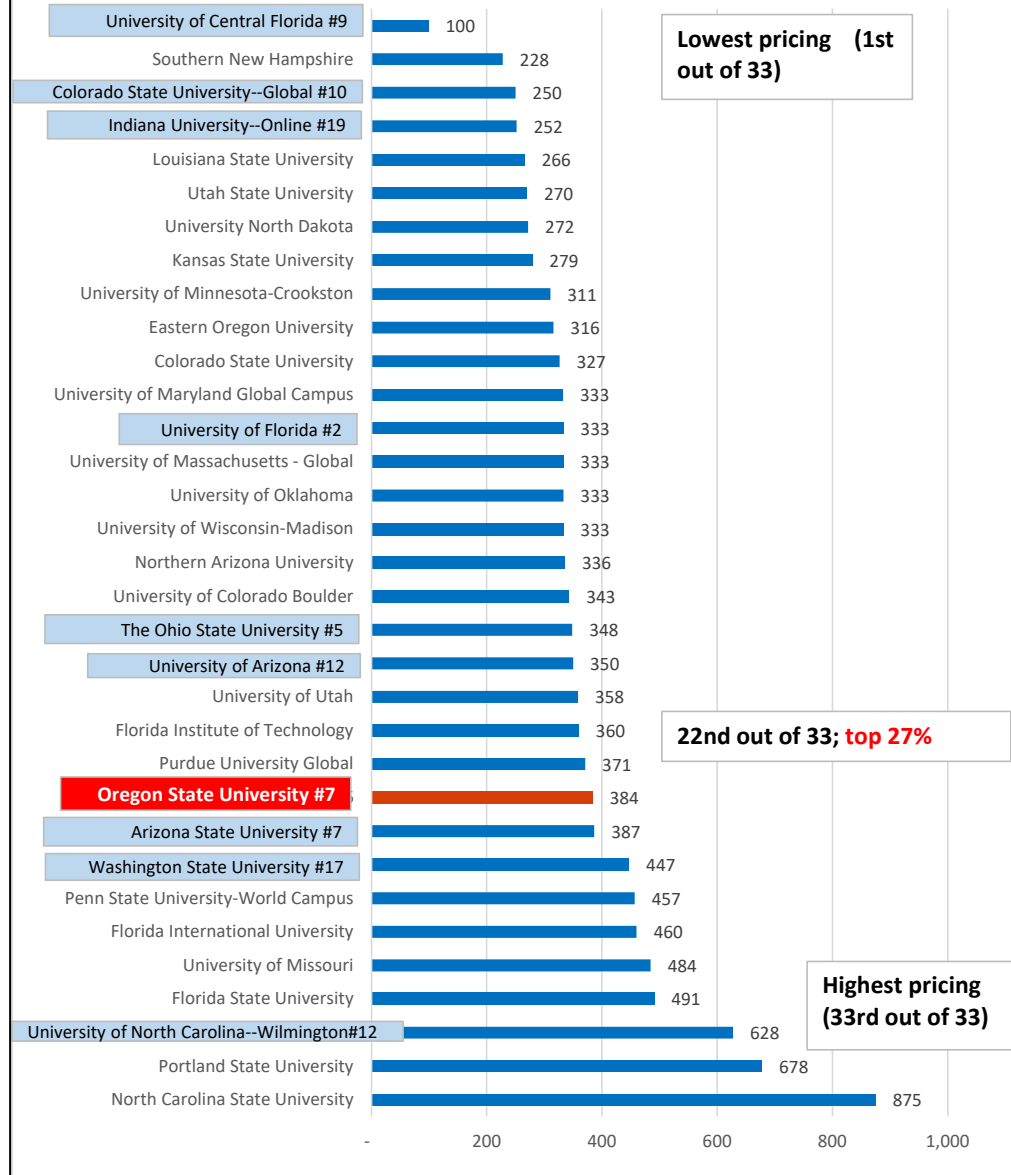
Rates are reported for 2025-26, some campuses may be subject to change

Calculated at 15-credit hour load for undergraduate tuition

	Annual Tuiton Undergraduate		Per term fees*
	Resident	Non-resident	
<b>Oregon State University</b>	<b>12,675</b>	<b>37,860</b>	<b>859</b>
University of Oregon	13,906	43,226	950
Portland State University	10,260	24,408	685
Oregon Institute of Technology	11,403	36,296	786
Southern Oregon University	10,719	30,735	860
Western Oregon University	9,900	30,600	729
Eastern Oregon University	9,360	23,445	749

# Tuition Comparisons – Ecampus

Comparison of OSU Ecampus **Base Tuition Only** to Online Peers  
Undergraduate \_ October 2025 (DEV)



# State of Oregon Limitations

- Oregon Higher Education Coordinating Commission (HECC) has statutory authority to approve/disapprove resident undergraduate tuition rate increases greater than **5%** (ORS 350.075 (3)(h)B))
- HECC limit only applies to resident undergraduate rate changes
- HECC limit applies to tuition and mandatory fees
  - Incidental fees not included
  - Matriculation fee not included
  - Distance Education fee (if adopted) not included
- Cohort Tuition results in a weighting calculation for HECC limit

# E&G Budget Framework for FY27

- Early FY27 budget outlook suggests significant headwinds
- Spending exceeds revenue, despite growth in enrollment and tuition revenue; structural imbalances in a number of colleges and divisions
- Enrollment in Ecampus virtually flat
- Probable reduction in state support due to state budget deficit
- Uncertain enrollment impacts among international students as well as from federal policy changes to financial aid
- Cost escalation: compensation, utilities, enterprise software, debt service

# Potential Revenue Growth From Tuition Rate Changes

Scenario (HECC impact)	3%	4%	5%
What's included	2.8% tuition; fees ~3%	3.5% tuition; fee levels frozen except building and athletics	4.0% tuition; fees as proposed by units
Estimated marginal tuition and fee revenue	\$19.6M	\$22.5M	\$26.0M

*Assumes uniform rates of increase across student types*

# Undergraduate Tuition Scenarios – Student Impact

<b><u>Per Credit Cost</u></b>	<b><u>Current</u></b>	<b><u>2.8%</u></b>	<b><u>3.5%</u></b>	<b><u>4.0%</u></b>
Oregon Resident	\$ 268	\$ 276	\$ 285	\$ 297
Non-Resident	\$ 800	\$ 822	\$ 851	\$ 885
Ecampus	\$ 384	\$ 395	\$ 409	\$ 425
<b><u>Marginal Difference</u></b>		<b><u>2.8%</u></b>	<b><u>3.5%</u></b>	<b><u>4.0%</u></b>
Oregon Resident		\$ 8	\$ 10	\$ 11
Non-Resident		\$ 22	\$ 29	\$ 34
Ecampus		\$ 11	\$ 14	\$ 16
<b><u>Full-Year Impact</u></b>		<b><u>2.8%</u></b>	<b><u>3.5%</u></b>	<b><u>4.0%</u></b>
Oregon Resident (45 Credits)		\$ 338	\$ 434	\$ 513
Non-Resident (45 Credits)		\$ 1,008	\$ 1,295	\$ 1,532
Ecampus (24 Credits)		\$ 258	\$ 332	\$ 392

*Ecampus shown as 24 credits due to part-time nature of most Ecampus students*

# OSU Efforts for Access and Affordability

- Since 2019, OSU has intentionally increased enrollment of non-resident (NR) undergraduates
- Incremental NR revenue has allowed increase in aid to reduce the net cost for lowest-income Oregon resident students (“Bridge to Success” program covers full tuition and fees through combination of federal, state, and institutional grant aid)
  - 2019: OSU ranked 9<sup>th</sup> for highest price among R1 universities for students from families < \$30K income
  - 2022: OSU improved to 31<sup>st</sup> place (and moved from 7<sup>th</sup> to 33<sup>rd</sup> for families between \$30K - \$48K)

# Next Steps

- Further evaluation and analysis by UBC and Budget Office
- Student tuition forums in January
- UBC recommendation to President Murthy in late January/early February
- President's recommendation to the OSU Board of Trustees in March
- March action item for board to set rates for FY27 (Academic Year 2026-2027)