


Finance & Facilities Overview

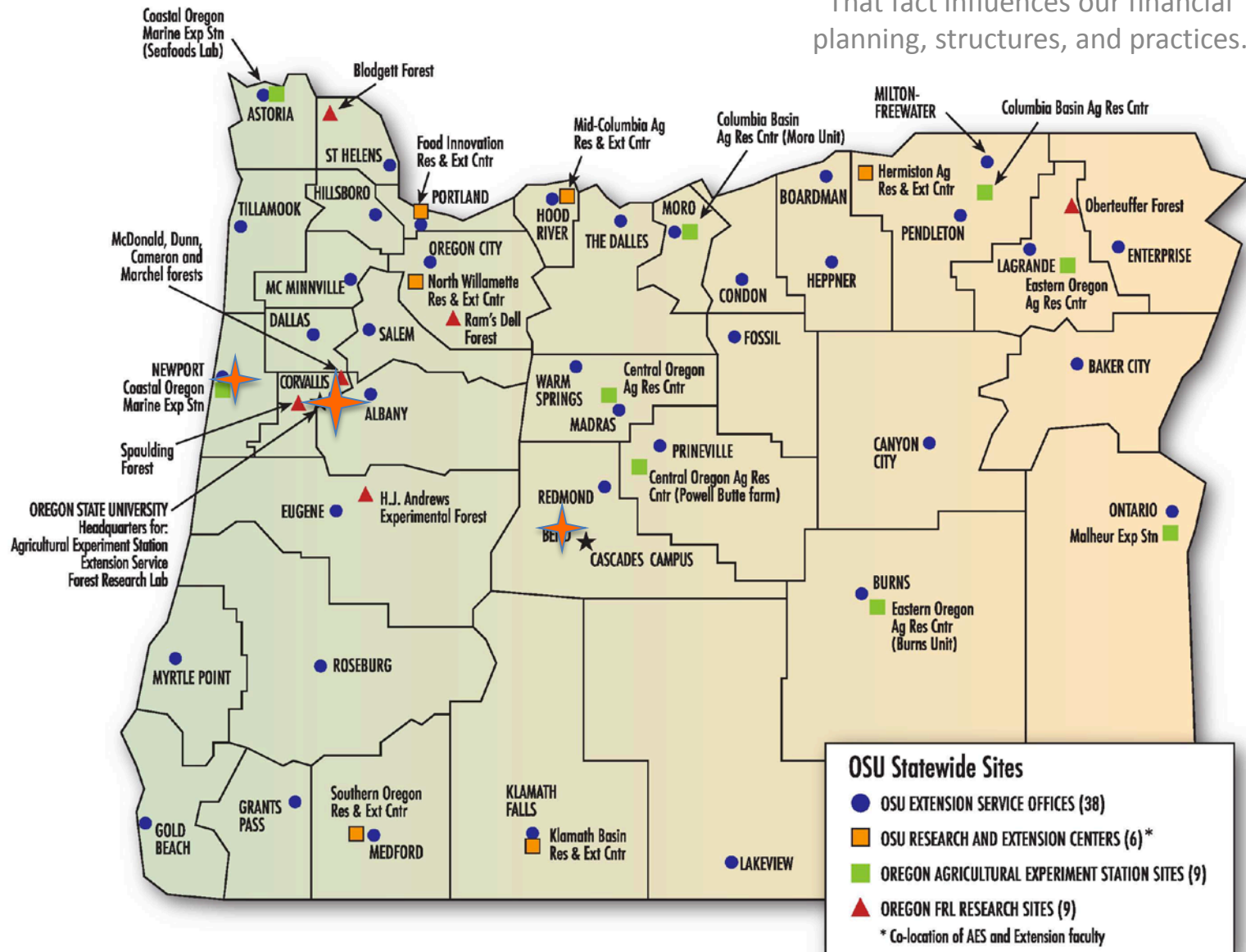
Board of Trustees Meeting

January 10, 2014

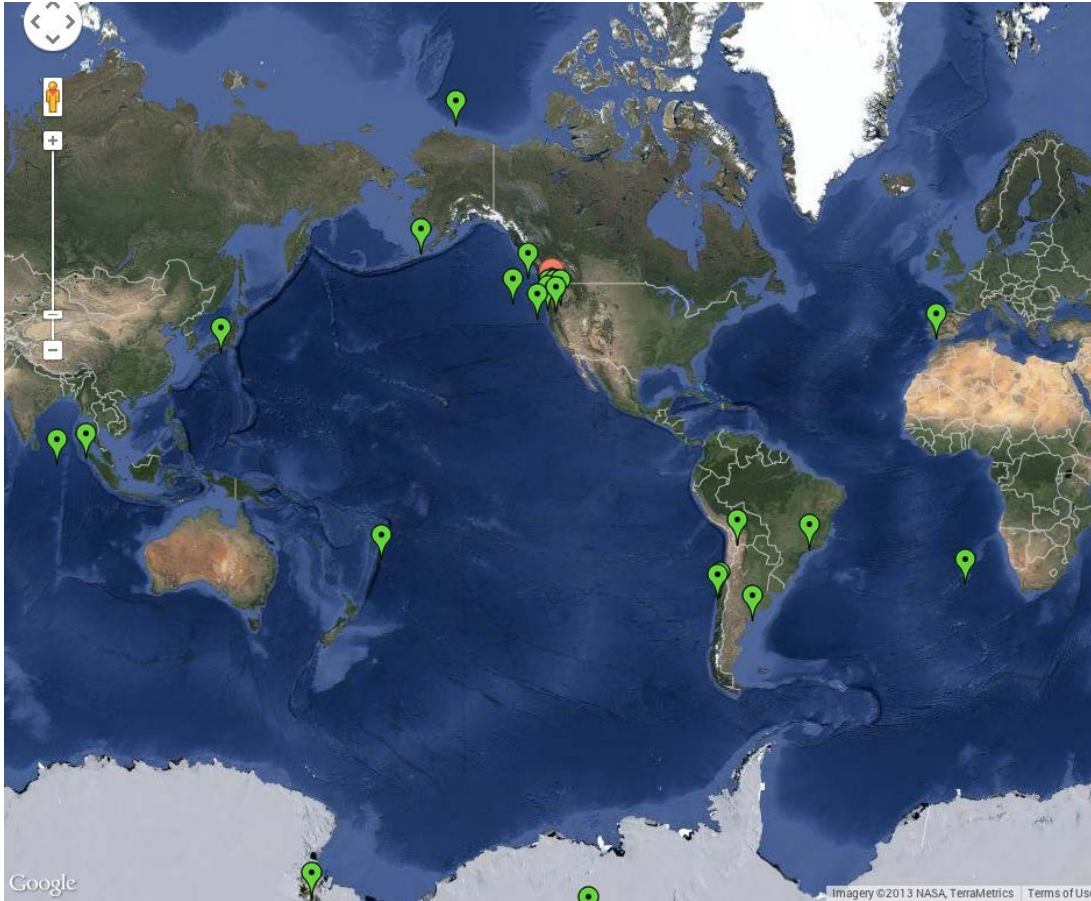


The Oregon State University

Our mission is to serve the people of the State of Oregon, and we have a presence in every part of the State. That fact influences our financial planning, structures, and practices.



An International University: In Scope, Students, and Impact



(Current research by CEOAS faculty, for example)

To best serve the people of Oregon, Oregon State University is committed to be among the Top 10 land grant institutions in the United States.

This means working around the world and bringing people from around the world to Corvallis

Major Financial Units at OSU and Associated Partners

Corvallis Education and General:

Academic Colleges
Centers and Institutes
Library
Student and Academic Affairs
Finance and Administration
Management and Executive

Budget and Fiscal Planning
Business Affairs & Procurement
Capital Planning & Development
Conference & Transportation Services
Human Resources, Facilities & Public Safety
Business Centers

OSU Alumni Association

Orange boxes show major budget types or units at Oregon State

Cascades Education and General

OSU Foundation

Grey boxes show independent organizations with which we have major financial and/or strategic partnerships

Statewide Public Services (AES, Extension Service, FRL)

Grants and Contracts, Other Restricted Funds

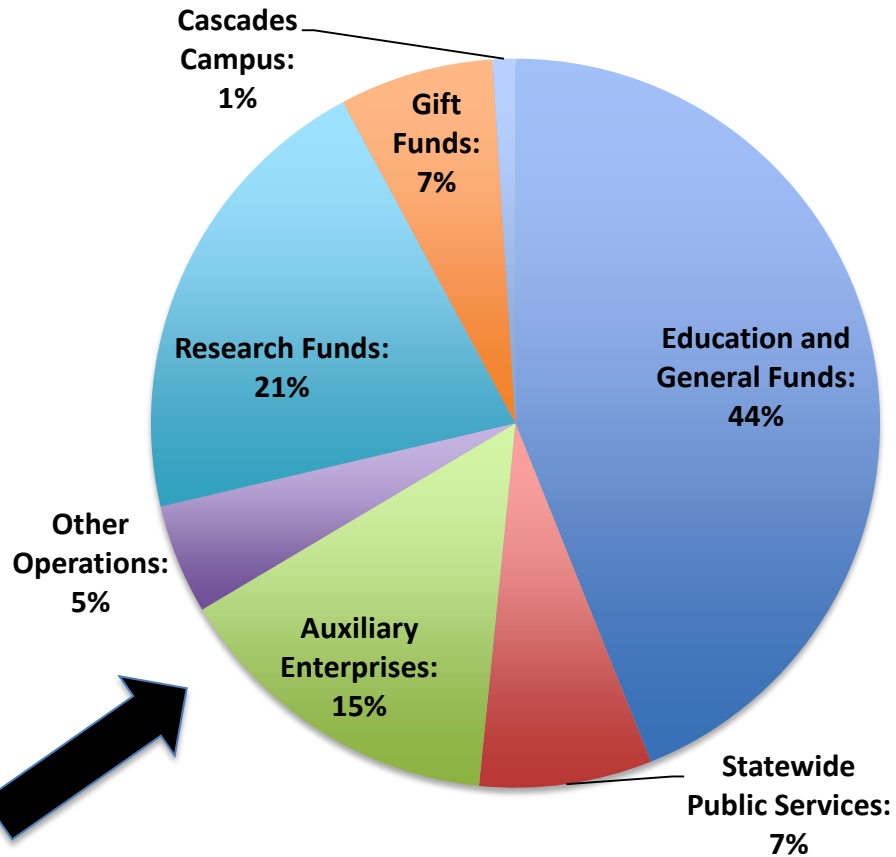
INTO-OSU Joint Venture

Auxiliaries and Self-Support:

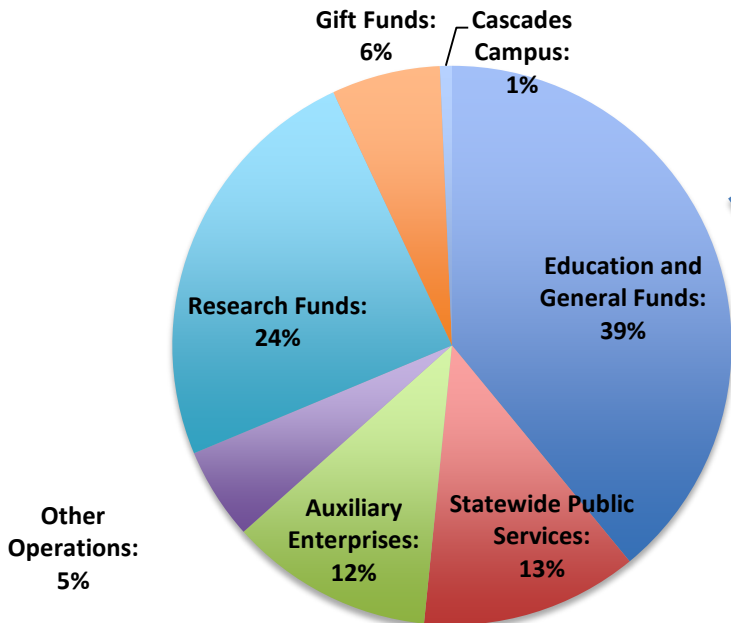
Athletics
Housing and Dining
Parking
Printing and Mailing
Conference Services
Others

How large is the institution?

OSU FY14 Budgeted Operations: \$951.8M Total



OSU FY04 Budgeted Operations: \$543.2M Total



Fiscal Year 2014 (in thousands)

	Budgeted Operations
Education and General Funds:	418,193
Statewide Public Services:	72,899
Auxiliary Enterprises:	141,435
Other Operations:	46,299
Research Funds:	198,237
Gift Funds:	65,034
Cascades Campus:	9,656
TOTAL:	951,753

Revenue Sources for the Corvallis Education & General (E&G) Budget

FY04, \$211.5M

(net after \$10.5M in
tuition waiver aid)

F&A Recovery
(from grants):
8%

Other Funds:
3%

State Targeted
Funding:
7%

State General
Funding:
30%

Other Tuition and
Fees:
9%

Graduate and
Professional
Tuition:
11%

Non-resident
Undergrad
Tuition:
11%

Ecampus and
Summer Tuition:
4%

Resident
Undergrad
Tuition:
17%

State Targeted
Funding:
4%

Other Funds:
3%

F&A
Recovery
(from
grants):
8%

Resident Undergrad
Tuition:
21%

Non-resident
Undergrad Tuition:
21%

Ecampus and Summer
Tuition:
13%

Graduate and
Professional Tuition:
11%

Other Tuition and
Fees:
3%

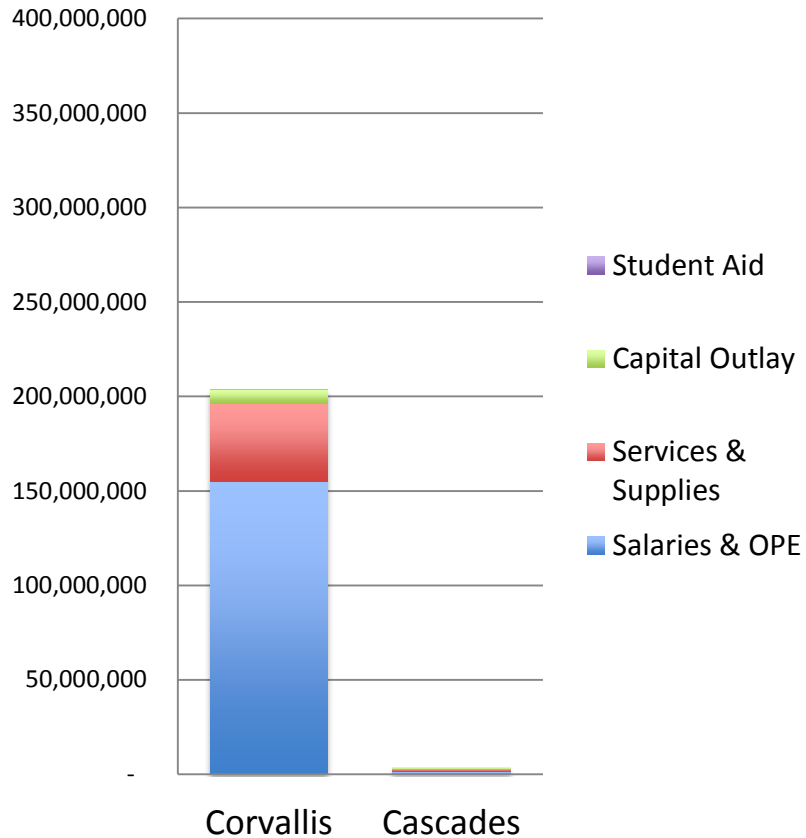
State General Funding:
16%

FY14, \$418.2M

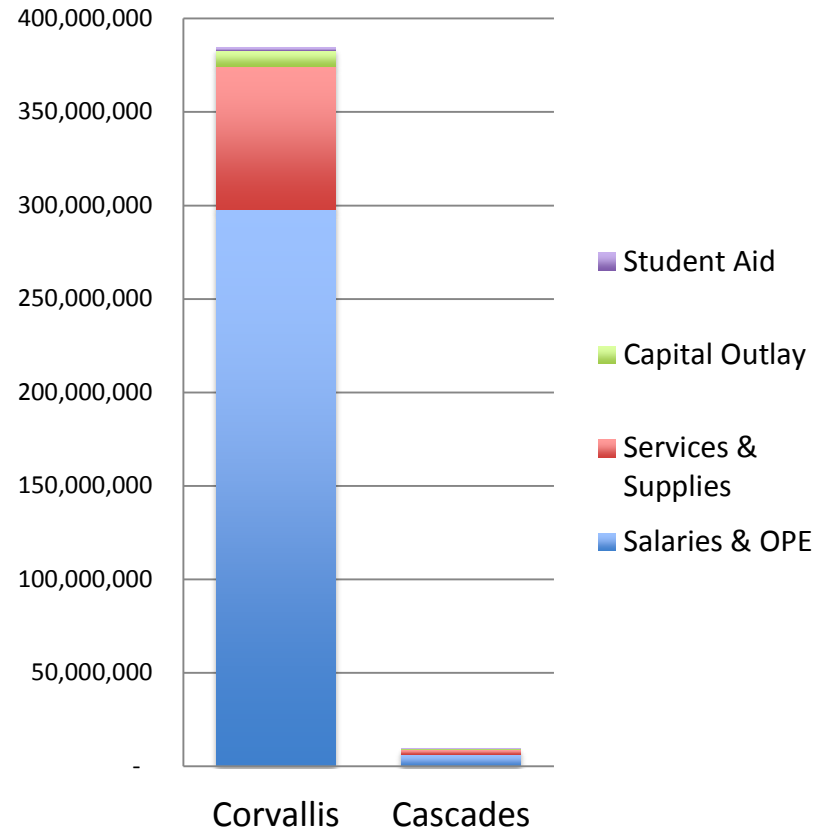
(net after \$32.7M in
tuition waiver aid)

Where are E&G funds spent?

FY04 E&G Expenses



FY13 E&G Expenses



What is the relative contribution of the State?

FY14 State Funding of Various OSU Operations (\$ in thousands):

Operation:	Budgeted Operations:	Estimated State or State Agency Funding:	% of Category:
E&G Corvallis:	418,193	84,226	20.1%
E&G Cascades Campus:	9,656	3,881	40.2%
Statewide Public Services:	72,899	49,567	68.0%
Athletics:	45,269	440	1.0%
Grants, contracts*:	198,237	7,000	3.5%
Other:	207,499	0	0.0%
TOTAL:	951,753	145,114	15.2%

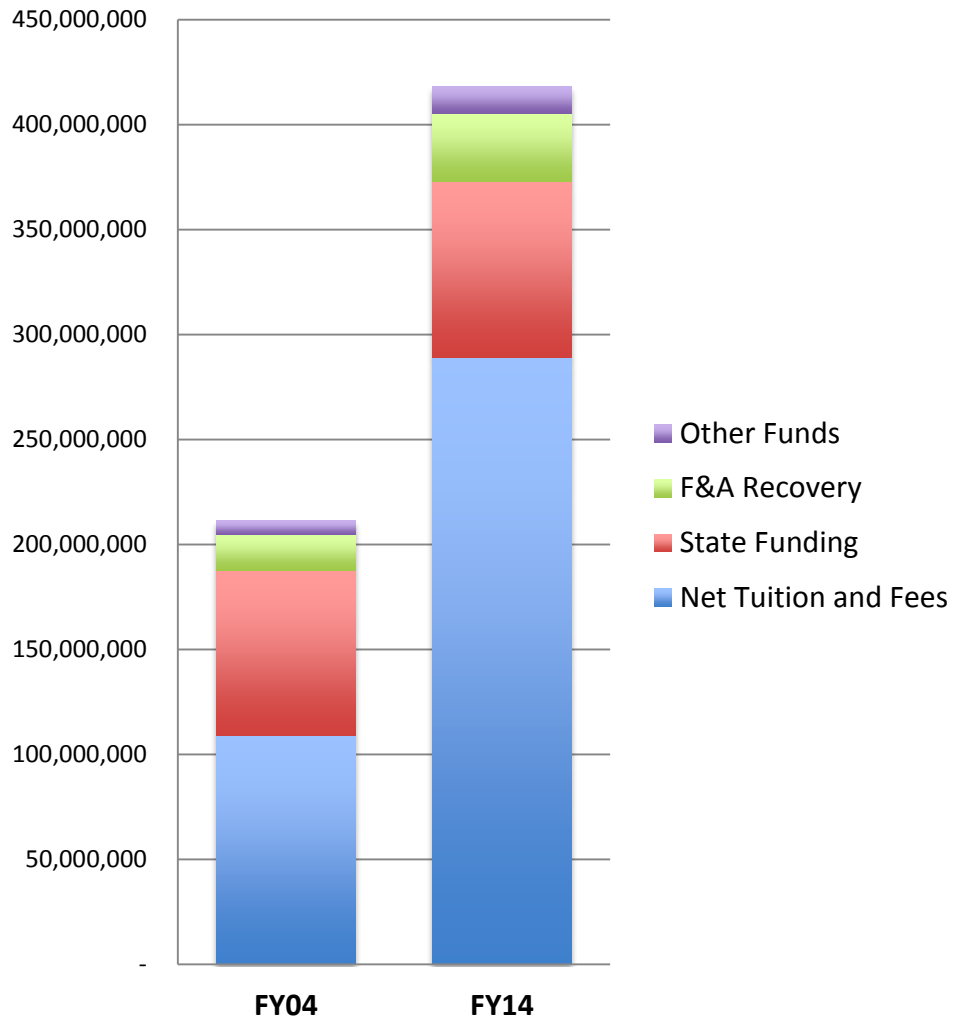
*estimated from FY13 research and sponsored activity awards from the State

The State of Oregon remains an important partner to OSU, but the relative contribution of the State varies significantly across the university

	Total Annual Debt Service	Paid by State:	% of Category
Debt Service:	40,998	11,831	28.9%

The role of tuition in funding the institution has shifted dramatically.

**Corvallis E&G Budget Sources, FY14
and FY04**



Tuition recommendations come from the University Budget Committee, including representatives of the student government, ASOSU. This is part of our long-standing commitment to shared governance and inclusive decision making.

Significant Capital Projects Underway

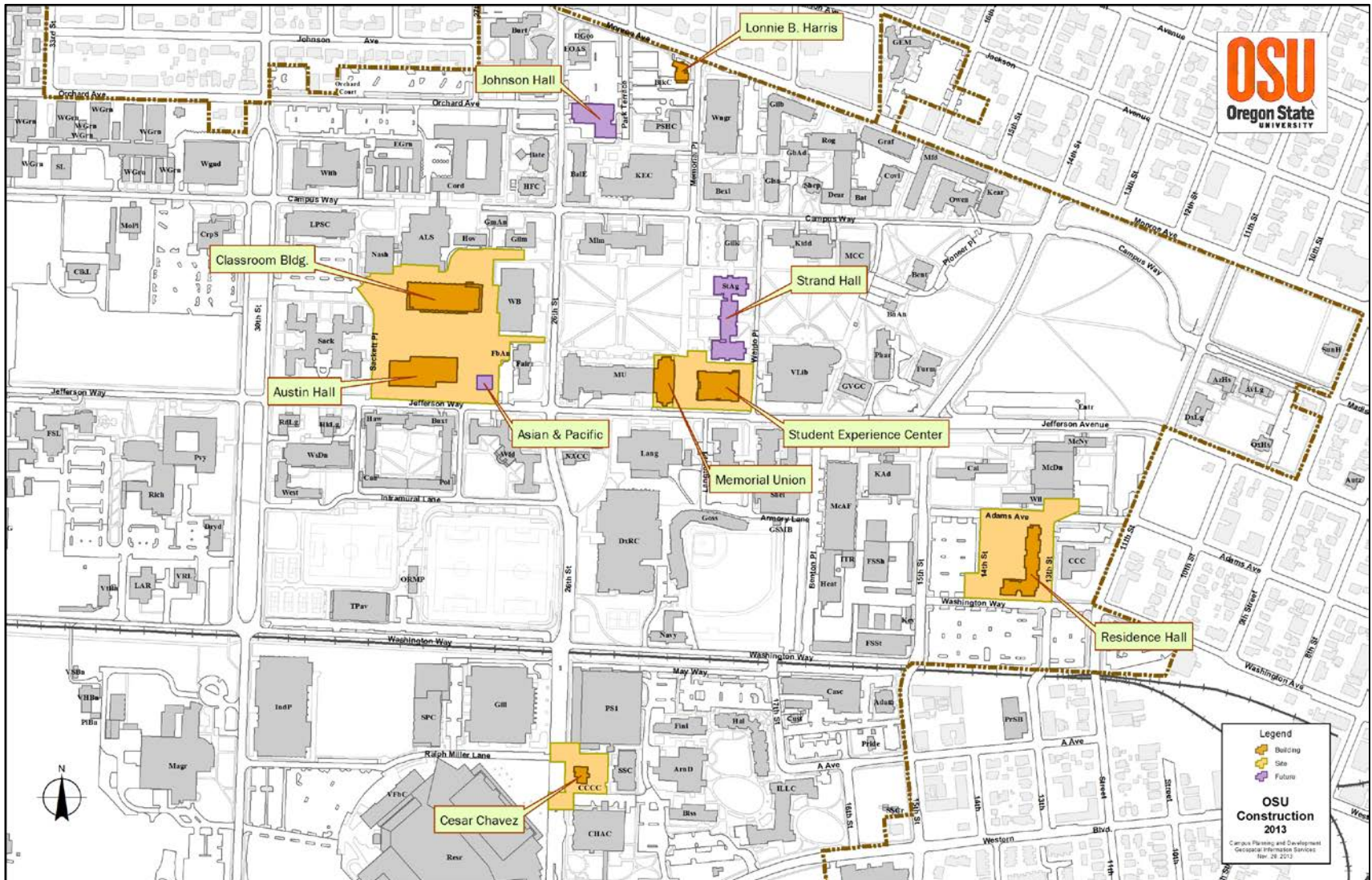
FY14 Major Capital Projects (\$ in thousands):

Austin Hall	56,000
Classroom Building	65,000
Student Experience Center	43,600
Johnson Hall (construction 2015)	40,000
Cultural Centers*	
Asian and Pacific Cultural Center	2,400
Lonnie B. Harris Black Cultural Center	2,400
Centro Cultural César Chávez	2,400
Memorial Union Renovation	9,178
New Student Residence	29,000
Strand Hall Renovation	24,870
Cascades Campus Expansion	24,000
TOTAL:	298,848

*the new Native American Cultural Center is completed and open

(since the beginning of the Campaign for OSU: over \$900M in projects)

Key Projects on OSU-Corvallis Campus



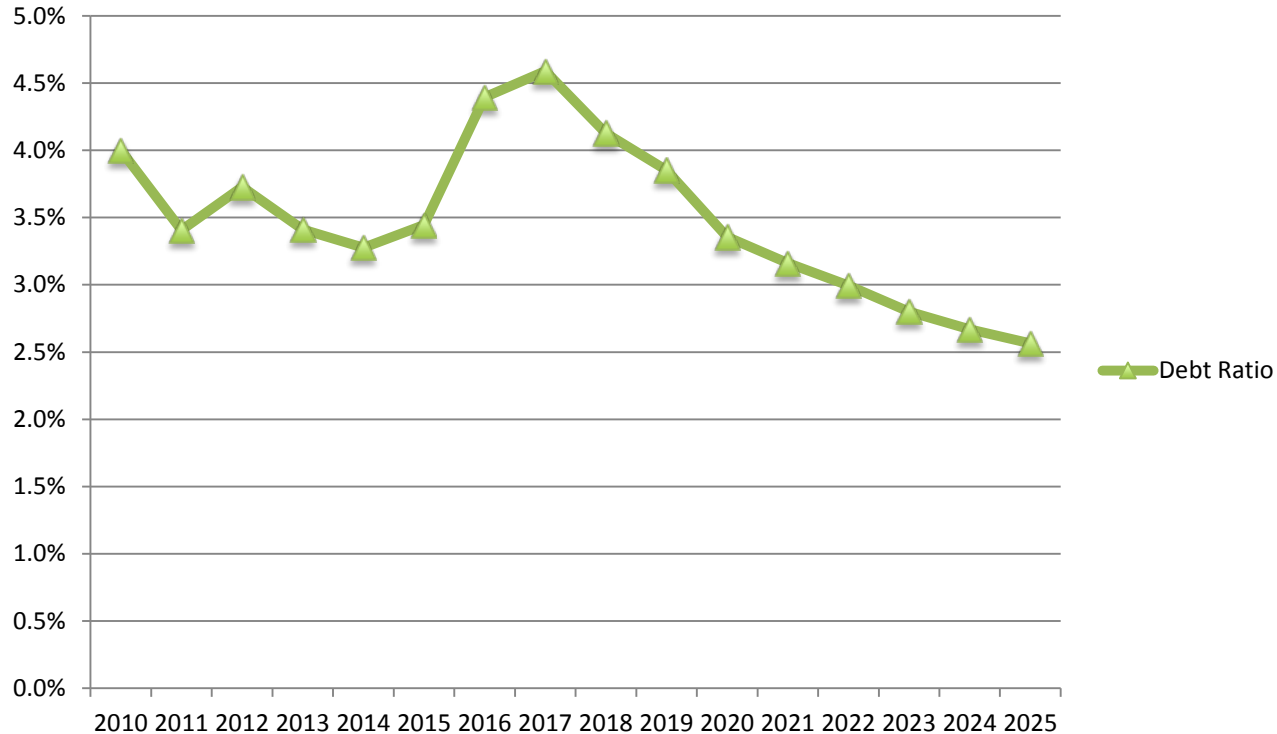
Key Projects on OSU-Cascades Campus





Key Facilities at OSU-Hatfield Marine Science Center

Debt Service as % of Adjusted Expenditure Base



Debt Ratio Projection for Current Projects to 2025

Current debt service (including projects approved and in design) is at levels below the current State Board of Higher Education debt service limit of 7%.

Key Issues in Financial Management and Planning

- Enrollment management, tuition planning, cost of educational programs
- Tracking indices of financial health and status
- Capital planning, renewal, and debt management
- Space planning and management
- Integrated financial planning (E&G, auxiliaries, service centers, all operations)
- Appropriate financial controls and oversight

Questions?

